

PARKING GUIDE



NOTE: Gateway building access for all patients and visitors is via the Wilson 3rd-floor pedestrian bridge. Please use Baldwin Street entrance and follow signs for Towers Elevator.

P PATIENT PARKING

V VALET PARKING

N NEW ENTRANCE

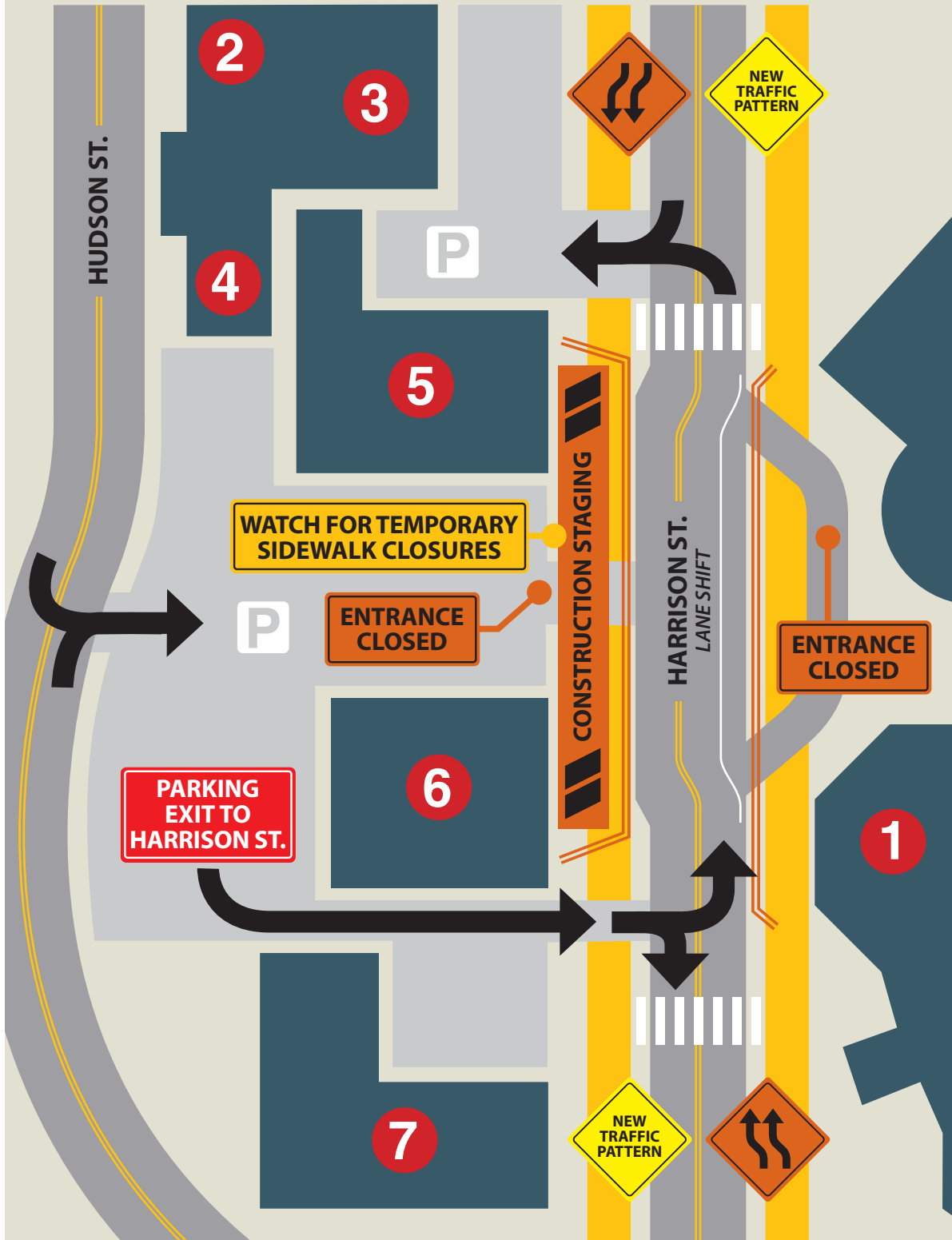
E EMPLOYEE PARKING






D DOCTOR PARKING

- 1** Wilson Medical Center
- 2** Radiation Oncology
- 3** Wilson Square
- 4** Heart & Vascular Institute
- 5** Southern Tier Imaging
- 6** Neurosurgery
- 7** Wilson Place
- 8** Gateway Building



HARRISON ST. CONSTRUCTION



-  ROADWAY
-  PARKING
-  BARRIER
-  SIDEWALK
-  CROSSWALK

- 1** Wilson Medical Center
- 2** Radiation Oncology
- 3** Wilson Square
- 4** Heart & Vascular Institute
- 5** Southern Tier Imaging
- 6** Neurosurgery
- 7** Wilson Place

